

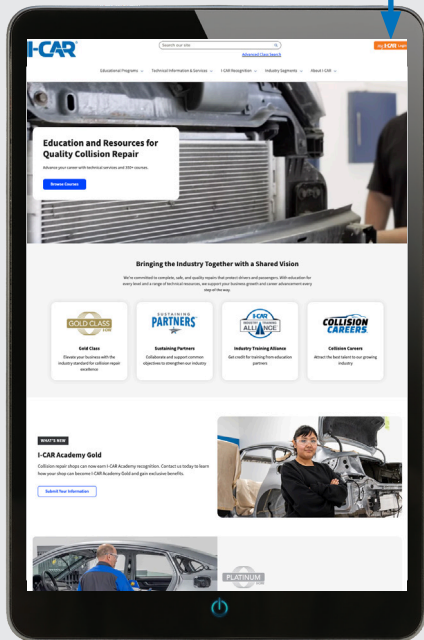
CREATE YOUR NEW *my* I-CAR® ACCOUNT



Create a *my*-CAR account to receive on-demand access to I-CAR® training for your role.

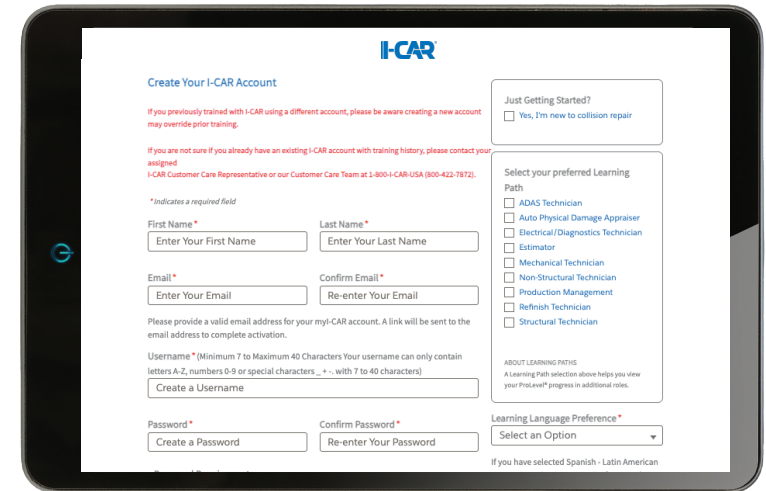
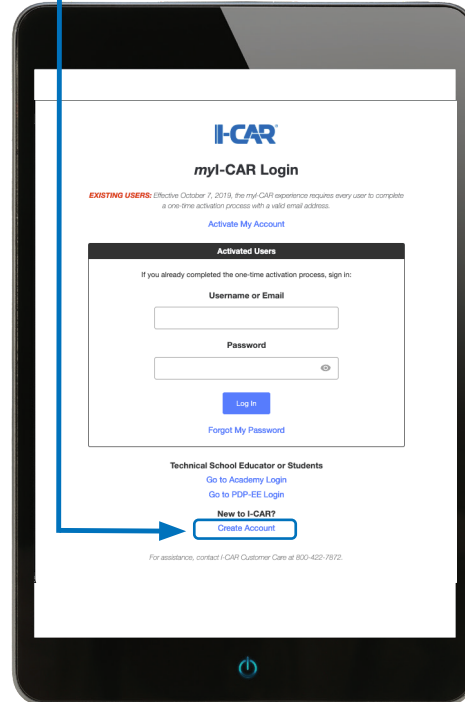
START BY VISITING I-CAR.COM

Click the *my*-CAR Login button in the upper right-hand corner of the page.



REGISTRATION PROCESS

Under “New to I-CAR?”, click the **Create Account** button.



Fill in your information, select a password and username, and indicate your preferred learning path. Click the **Create I-CAR Account** button when complete.

Confirm your email address.

An activation email will be sent to you. Click the link in the email to log in and confirm your email address.

- Email normally comes within one minute but can take up to 15 minutes.
- Email can go to the Junk or Spam folder
- Email comes from “do_not_reply@i-car.com.” If you still can’t find the email, check with your IT department to ensure emails from that address are allowed.

Begin exploring your new *my*-CAR account!

It may take up to one hour for all of your *my*-CAR features to activate.